




# MITSUE VILLAGE ACCESS MAP



Train/Bus	From Osaka	▶▶ Board the Oku Uda Wakuwaku Bus at Kintetsu Haibara Station and get off at Kake Nishiguchi, then board the Mitsue Fureai Bus (approx. 60 min.)
	From Nagoya	▶▶ Board the Mie Sanko Bus at Kintetsu Nabari Station and get off at Shikizu, then board the Mitsue Fureai Bus (approx. 60 min.)
Car	From Osaka	▶▶ Exit Hari IC on Meihan Expressway to National Route 369 via Haibara, Uda City (approx. 60 min. / 35 km)
	From Nagoya	▶▶ Exit Ueno IC on Meihan Expressway to National Route 368 via Nabari City (approx. 60 min. / 40 km)



*Magical!*  
**MITSUE**

Mistue Village, Nara Prefecture

Issued in March 2021  
 368 Sugano, Mitsue-mura, Uda-gun, Nara Prefecture 633-1302  
 Tel: 0745-95-2001 (rep.) Fax: 0745-95-6800  
 E-mail: mitsue@vill.mitsue.lg.jp  
 Website: <https://www.vill.mitsue.nara.jp/index.html>



TRAVEL GUIDE

*Magical!*  
**MITSUE**  
 Mitsue Village, Nara Prefecture





# Magical! MITSUE

御杖村【みつえむら】

*Welcome to Mitsue Village,  
Home of Princess Yamatohime-no-Mikoto  
— Where Delightful Encounters Await*

Mitsue (pronounced Mitt-sue-eh) is located at the eastern tip of Nara Prefecture, and bordered by Mie Prefecture.

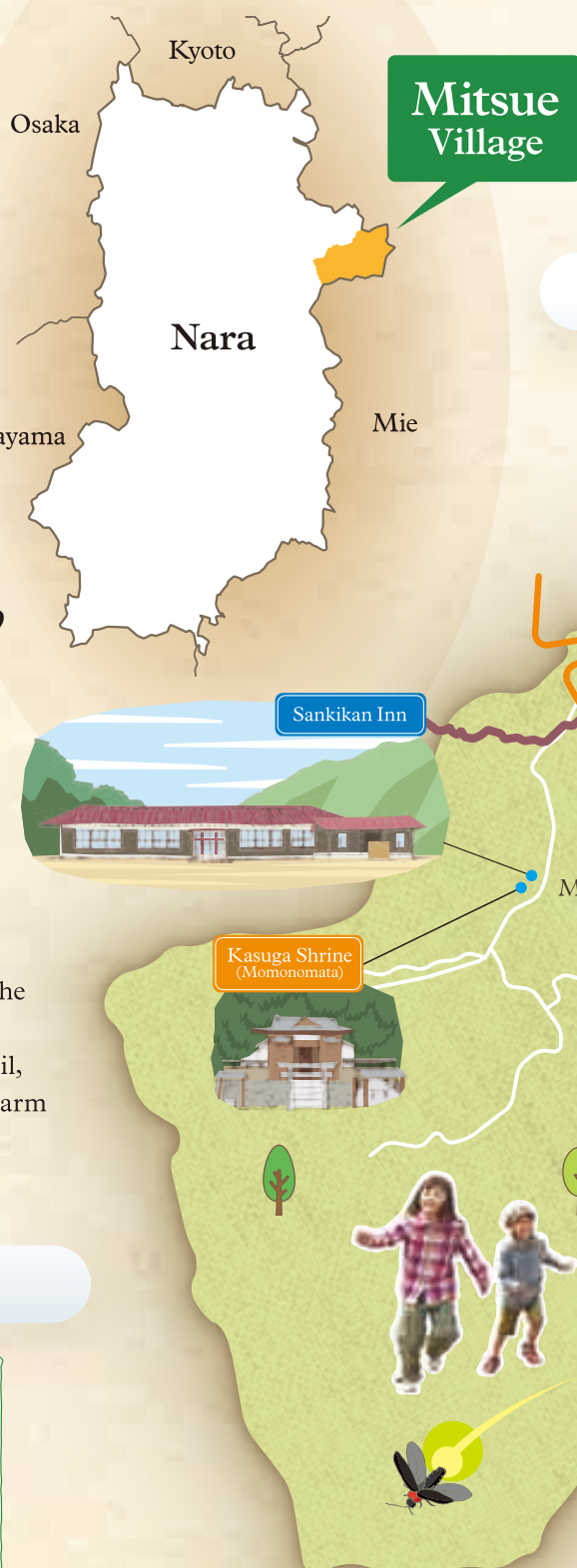
This mountainous village is surrounded by magnificent mountains designated as Muro Akame Aoyama Quasi-National Park, and by beautiful nature that adorns the four seasons with changing colors.

The Ise Honkaido trail runs through this verdant nature, and during the Edo Period the village prospered as a post station for travelers on their pilgrimage to Ise. Signposts and old travel lodges remain along this trail, offering a glimpse of the hustle and bustle of bygone days. Enjoy the warm encounters in a village where time passes ever so gently.



Mitsue's Mascot,  
*Tsuemi*

With hair styled to match the magical wand in her hand, Tsuemi casts a soothing spell on everyone who visits the village.



## TABLE OF CONTENTS

Nature	4
History	6
Cultural Events	10
Experiences	11
Relaxation	13
Local Specialties	14
Cuisine	15



# Nature


Surrounded by Bountiful Nature

Cherry blossoms, lizard's tail — a wide variety of wild plants bring out beautiful colors each season. The beautiful stream of crystal clear rivers, the grandeur of waterfalls. Mt. Miune's dramatic display of the changing seasons through autumn leaves, rime ice, and more.

In Mitsue, visitors are greeted with rich nature bursting with its blessings.



1 Maruyama Park



3 Fireflies



2 Lizard's Tail Garden of Okada Valley

1 Maruyama Park is emblematic of Mitsue's cherry blossom viewing spot. In Spring, a hundred something yamazakura wild cherry blossom trees bloom here. Some of these trees are over 100 years old, and the peak season from early to late April attracts many blossom gazers.

2 The Okada Valley, clad in the deep forest of the mountains, is home to a roughly 3,000 m<sup>2</sup> cluster of rare lizard's tail plant *hangesho*. Several of the top leaves turn white during its peak season throughout July, offering a magnificent view as though a white carpet has been spread over the green canvas.



Website

3 The clear streams of Mitsue offer a plentiful supply of water, the beauty of which offers entertainment such as fishing and other river activities. This water provides Mitsue's local specialties such as lush vegetables and river fish, in particular amago trout and sweet-fish. Throughout June, fireflies can be seen all around these streams.



4 Fudo Waterfall

4 At the foot of Mt. Miune flows the 21m tall Fudo Waterfall. The roaring of the waterfall piercing the silence of the mountain is truly awe-inspiring. The Fudo Waterfall never ceases to captivate with its presence changing throughout the seasons. Enshrined besides the waterfall is its guardian deity, Fudo Myo-o.



Website

5 Popular spots for autumn leaves are Mt. Miune and Kasuga Shrine (Tsuchiyahara). Kasuga Shrine (Tsuchiyahara) houses a large Ginkgo tree called Ginkgo Biloba Tubeleaf, which creates a gorgeous landscape veiled by a golden carpet from late October to late November.

6 On Mt. Miune, white azaleas growing in clusters around the mountaintop throughout May produce white flowers that burst with color along the hiking trail.

7 Near Mt. Miune's mountaintop, a phenomenon called "rime ice" appears during the cold winter months between January and March, whereby the moisture in the air collects on tree branches and freeze. Rime ice can only be seen when several weather conditions coincide. Also known as "ice flowers of nature's creation," the phenomenon attracts hikers from across the country looking for its delicate and mystical spectacle.



Website



5 Autumn Leaves of Kasuga Shrine (Tsuchiyahara)



6 Mt. Miune's White Azaleas



7 Mt. Miune's Rime Ice



# History



## Pilgrimage Trail Connecting Yamato and Ise

The Ise Honkaido trail stretches 14 km from east to west, linking Yamato\* and Ise and giving life to Mitsue as a post station for travelers on their pilgrimage to Ise Shrine during the Edo Period. Signposts and old travel lodges remain along this trail, offering a glimpse of bygone days filled with travelers.

\*Yamato=present Nara Prefecture



1 Ise Honkaido trail



2 Lantern along the trail



3 Signpost left along the trail



4 Signpost left along the trail



## Legends of Yamatohime-no-Mikoto from the Shikizu Area of Kozue


Mitsue has a rich history dating back to antiquity.

Upon receiving royal order, the 11th Emperor Suinin's princess Yamatohime-no-Mikoto set on a journey to find a grand shrine best suited for enshrining Amaterasu Omikami's divine spirit. Before the princess finally reached Ise, where she founded the Ise Grand Shrine to enshrine the goddess, she visited Mitsue on her way there. This has left a heritage of places and many a legend in the village associated with the princess.



### 5 Himeshi Myojin

The name himeshi (princess stone) was given from the belief that the princess prayed here for her recovery from her gynecological problems. It is also known as a myojin deity notable for matchmaking and safe delivery of babies.



### 6 Ruins of Princess's Well

Holy water source where the princess is said to have washed her hands. It is believed to have never dried up even in dry weather.



### 7 Tsukimi Stone (Moon Viewing Stone)

Said to have been sat on by Yamatohime-no-Mikoto, from where she viewed the harvest moon.





## Tales of Princess Yamatohime-no-Mikoto Living on Historic Sites



### Mitsue Shrine

Legend has it that Yamatohime-no-Mikoto left her wand (*tsue*) behind Mitsue Shrine when visiting the village, to mark the place as a potential sanctum for enshrining Amaterasu Omikami's divine spirit. This wand is still enshrined here. Mitsue Shrine is home to deities with the power to ward off the evil and more. Both sides of the front hall are lined with holy cedar (*sugi*) trees named Kamitsue-sugi, which are over 600 years old.

**Address:** 1020 Kozue, Mitsue Village  
**Hours:** The precinct is always open

## History

Ancient shrines and temples stand quietly as they mark history for eternity in Mitsue. There are tales that live on and cultural properties protected, which remain unchanged through their coexistence with nature.



### Shisha Shrine

Pilgrims are said to have always stopped by here to pray for their journey's safety whenever they were on their way to Ise. The shrine is also associated with Yamatohime-no-Mikoto, who is said to have stopped by here on her way to Ise. Shisha Shrine enshrines deities including those that created the country of Japan, ward off the evil, and bring good luck and success.

**Address:** 2309 Sugano, Mitsue Village  
**Hours:** The precinct is always open



The well on the right side of the main hall is called Mi-i, and the princess is said to have washed her hands and rinsed her mouth here on her way to Ise.



### Kasuga Shrine (Momonomata)

Kasuga Shrine in Momonomata enshrines the deities that protect against calamities and bring good luck and success, as well as the deity of safe delivery.

**Address:** 746 Momonomata, Mitsue Village  
**Hours:** The precinct is always open

In the summer, hydrangea flowers adorn the precinct with a refreshingly cool aura.



### Kasuga Shrine (Tsuchiyahara)

Kasuga Shrine in Tsuchiyahara enshrines the deities that protect against calamities and bring good luck and success. The precinct of the shrine is home to a large Ginkgo tree, said to be 400 years old. The tree is known as Ginkgo Biloba Tubeleaf, for its unusual leaves that grow in tube shapes alongside their more normal counterparts.

**Address:** 1249 Tsuchiyahara, Mitsue Village  
**Hours:** The precinct is always open

Spotting tube-shaped leaves among fallen leaves is said to bring happiness.



## Ancient Shrines and Temples Marking History for Eternity



### Anno-ji Temple

The temple is said to have been founded by Kobo Taishi as the first potential site of *nyonin koya* ("temple open to women") in the 800s. This historical temple is believed to have been the branch temple of the current *nyonin koya*, Murou-ji Temple. Anno-ji Temple's main gate has a top part that acts as a bell tower, and is designated as Nara Prefecture's cultural property.

**Address:** 1867 Sugano, Mitsue Village  
**Admission Fee:** Free





# Cultural Events

*Rich Locality Through the Four Seasons*

Mitsue is home to various events that make most of the changing seasons. Traditional events have lived on in their original forms through the village's coexistence with nature. In autumn, each region hosts its own harvest festival.



1 Kasuga Shrine (Momonomata)



2 Kasuga Shrine (Tsuchiyahara)



3 Shisha Shrine



4 Mitsue Shrine

## Autumn Festivals

- 1 Local preservation societies present the *shishimai* lion dance, using bells, swords, and more. The large lion heads are truly impressive.
- 2 Floats carrying children travel through the district under the autumn leaves of Ginkgo Biloba Tubeleaf. On the day of the festival, children's drumbeats and bells echo through the entire district.
- 3 Local preservation societies and children perform *shishimai*. After a series of programs, the festival is brought to a close with a spectacular display of "Oisemairi", where dancers climb on top of each other wearing lion masks.
- 4 Floats carrying drum-beating children travel through the district. The progression through the precinct after their return to the shrine is incredibly dramatic.



5



6



7

- 5 Mitsue Summer Festival
- 6 Rime Ice Festival at the foot of Mt. Miune
- 7 Yamatohime Marathon where runners run through the village while enjoying local specialties and receiving warm local cheers.

## Annual Events in Mitsue Village

Jan-Feb	Mt. Miune Rime Ice Festival
Mar	Amago trout fishing season begins
Apr	Cherry blossoms peak Maruyama Park Sakura Festival (night illumination only)
May	Yamatohime Marathon White azaleas peak at Mt. Miune
Jun	Firefly Appreciation Event
Jul	Lizard's Tail Garden of Okada Valley – Lizard's tails peak
Aug	Mitsue Summer Festival
Oct	Floor-wiping race "The Zokin Dash!" Kasuga Shrine (Momonomata) Autumn Festival Kasuga Shrine (Tsuchiyahara) Autumn Festival Shisha Shrine Autumn Festival
Nov	Mitsue Shrine Autumn Festival Autumn leaves peak: Mt. Miune and Ginkgo Biloba Tubeleaf

Dates may change.



The Zokin Dash!



## Mitsue Culture Community Hall

Wooden structure, originally an elementary school. People can take a break from their stroll around Ise Honkaido in its classrooms and the 101m-long corridor. Every year in October, a floor-wiping race titled "The Zokin Dash!" takes place, whereby participants run through a 101m-long corridor.

Address: 2060 Sugano, Mitsue Village

# Experiences

*Unforgettable Experiences in the Riches of Nature and History*

Moving experiences and relaxation that only thriving nature can provide through its magnificent mountains, seasonal wild plants, clear streams, and breathtaking waterfalls. Experiences offered in Mitsue through its rich nature and history continues to fascinate visitors.



Website

## Sankikan Inn

Lodge-style accommodation that transformed what was originally an elementary school. The school's classrooms were turned into Western-style rooms with bunkbeds and Japanese-style rooms carpeted with *tatami*. It is sure to give that school trip experience to children and adults alike.

Address: 745 Momonomata, Mitsue Village  
Tel: 0745-95-3243 (only in Japanese) Fax: 0745-95-3537  
Open: May 1 – October 31  
Prices: For 1 night 2 meals (dinner and breakfast):  
Adults ¥6,000+ / Children (3 to 12 years old) ¥5,300+  
- We offer a separate lunch menu. Dinner can be changed to BBQ for an additional ¥900.  
- Min. 10 people. 10% off for groups of 25+





# Experiences



## Mitsue Youth Travel Village

The campsite is located at the foot of Mt. Miune. Make the most of the great outdoors offered at the site and recharge your body and soul through activities at the adventure playground or river, hiking, BBQ, and not to mention, camping!

**Address:** 1790 Kozue, Mitsue Village  
**Tel:** 0745-95-3088  
**E-mail:** camp@m5.kcn.ne.jp  
**Reservation:** <https://www.nap-camp.com/>  
**Hours:** 10:00am–4:00pm  
**Check-in:** 12:00pm / **Check-out:** 10:00am  
**Open:** All year round (excluding the New Year holidays); open only on the weekends from November to mid-April; closed on Tuesdays and Wednesdays (open during summer holidays)  
**Price:** Auto-camping site: ¥5,500 per site per night / Bungalow (6 people): ¥10,500 per site per night / Day camping (day trip BBQ site for 4 to 6 people): ¥4,000



Website



- 1 Bungalows with individual cooking
- 2 Day trip BBQ
- 3 River activities: Amago trout catching, try out fishing at the fishing pit
- 4 140m-long giant rolling pipe slider and adventure playground
- 5 Bobsleigh

Welcoming Travelers with the Warmth of the Villagers

## Accommodations

### Matsuya Inn

A well-established traditional inn that has stood for over 50 years along Ise Honkaido.



**Address:** 1142 Tsuchiyahara, Mitsue Village  
**Tel:** 0745-95-2641  
**Check-in:** 4:00pm / **Check-out:** 9:00am  
 Open daily unless otherwise specified. Reservation is required for the stay.  
**Price:** 1 night 2 meals ¥6,000 / 1 night without meal ¥3,500

### Log House Horanomori

Unwind in the warmth of the relaxing hot springs and cozy wooden structure of the log cabin at this small-scale guest house, limited to one group a day.



**Address:** 5051-138 Kozue, Mitsue Village  
**Tel:** 0745-95-2951  
**E-mail:** horanomori@kcn.jp  
**Check-in:** 3:00pm / **Check-out:** 10:00am  
**Price:** 1 night 2 meals ¥7,000+ / 1 night without meal ¥4,000+

Website



# Relaxation

Beautiful nature lending colors to the four seasons, fresh air, bountiful harvest and culinary culture. Once a thriving hub of pilgrims on their way to Ise, the village of Mitsue is full of experiences offering relaxation to your body and soul.



## Himeshi no Yu

The water at the natural hot spring Himeshi no Yu has a quality that warms the body from the core. Its name derives from Himeshi Myojin, the deity to which Yamatohime-no-mikoto prayed for full recovery from her illnesses.

**Address:** 6330 Kozue, Mitsue Village  
**Tel:** 0745-95-2641  
**E-mail:** info2\_fkk@vill.mitsue.nara.jp  
**Hours:** 11:00am–8:00pm (final admission: 7:30pm)  
 Closed on Tuesdays (open if it is a National Holiday, and closed on the following weekday instead), New Year's Day  
**Price:** Adults ¥700 / Children ¥350 (discounts available)  
 Nursing bath: from ¥2,300/h (reservation required)  
 Family bath: from ¥3,000/h (reservation required)



Website




- 1 Self-service (snack) corner Uguisu
- 2 Banquet Hall
- 3 Restaurant Yamazakura



The bath area has an extensive collection of baths to indulge your body and soul in, such as outdoor baths and sauna, as well as pot bath, aerated bath, seating bath, and waterfall shower.

### Guest House Omoya

Traditional farmer's house along Ise Honkaido.



**Address:** 2415 Sugano, Mitsue Village  
**E-mail:** fukusanfarm@gmail.com  
**Check-in:** 3:00pm / **Check-out:** 10:00am  
**Price:** 1 night without meal ¥3,600 / Omakase countryside meal ¥1,500, etc.

Website



### Guest House Yu-An

Renovated traditional Japanese country house limited to one group at a time.



**Address:** 1461 Kozue, Mitsue Village  
**E-mail:** narayuan@yu-an.firenzeitalia.org  
**Check-in:** 3:00pm / **Check-out:** 11:00am  
**Price:** 1 group up to 5 people. Basic charge: ¥16,000, additional ¥6,000 for every person added after the first guest

Website







# Local Specialties

Fresh vegetables and rice grown in the rich soil and clear water of the area, firewood and sustainably sourced wood products making good use of the abundant forest. Handmade processed food made with love and fastidious attention to detail.



## Farmers' Market "Kaido Ichiba Mitsue"

Kaido Ichiba Mitsue is a farmers' market where you can find a wide collection of Mitsue's local specialties. The market stands next to the roadside station Ise Honkaido Mitsue, and freshly picked vegetables and freshly made processed food line the counters every morning.

**Address:** 6330 Kozue, Mitsue Village

**Hours:** 10:00am–5:00pm / Closed on Tuesdays (open if it is a National Holiday, and closed on the following weekday instead), New Year Holidays



Website



1 Home-roasted coffee

2 Additives-free pickles "Gengo-zuke"

3 Country konjac and miso using Mitsue ingredients

4 Rice grown in Mitsue's rich nature

5 Honey from Japanese honey bees


6 Curry bread and cheesecakes made with love

7 Seasonal vegetables

8 Wood products



Website



## Pizzeria e Trattoria renone

Napoli pizza specialty restaurant where diners are offered wonderful encounters with delectable dishes by the owner who has trained in the home of pizza, Naples in Italy.

**Address:** 168 Kozue, Mitsue Village

**Hours:** 11:00am–3:00pm (Closed as soon as sold out)

Reservation required for Saturdays, Sundays, and National Holidays (booking on the day accepted)

Closed on Mondays, Tuesdays, and Wednesdays (when these fall on national holidays then closed on the following weekday)

After your therapeutic experiences in nature and hot springs, you are treated to delicious food. The dishes packed with local produce are unique to Mitsue, and you will surely taste their special flavors.

Make your meal time sumptuous with Mitsue's palatable cuisine.

# Cuisine

## Nishikawa

Offering flavors and aromas that only Mitsue can achieve, such as *Kokumai* Sushi and Original *Kokumai* Sushi Course Meal made with seasonal vegetables and local specialties.

**Address:** 368 Sugano, Mitsue Village, inside Mitsue Village Development Center "Mitsue-mura Kaihatsu Center"

**Tel:** 0745-95-2130

**Hours:** 10:00am–5:00pm / Usually closed on the Weekends and National Holidays (bookings can be taken)



Website



## Yamazakura

Restaurant next to the roadside station. Enjoy the menu packed with Mitsue's local ingredients, such as river fish and game meat.

**Address:** 6330 Kozue, Mitsue Village, Inside Mitsue Hot Spring "Himeshi no Yu"

**Tel:** 0745-95-2641

**Hours:** 11:00am–3:00pm; L.O. 2:00pm (reservations can be taken for a maximum stay of 2 hours) / Closed on Tuesdays

